

Valoctocogene roxaparvovec estimated long-term durability of treatment effect: An extrapolation of the most recent clinical data

PO063

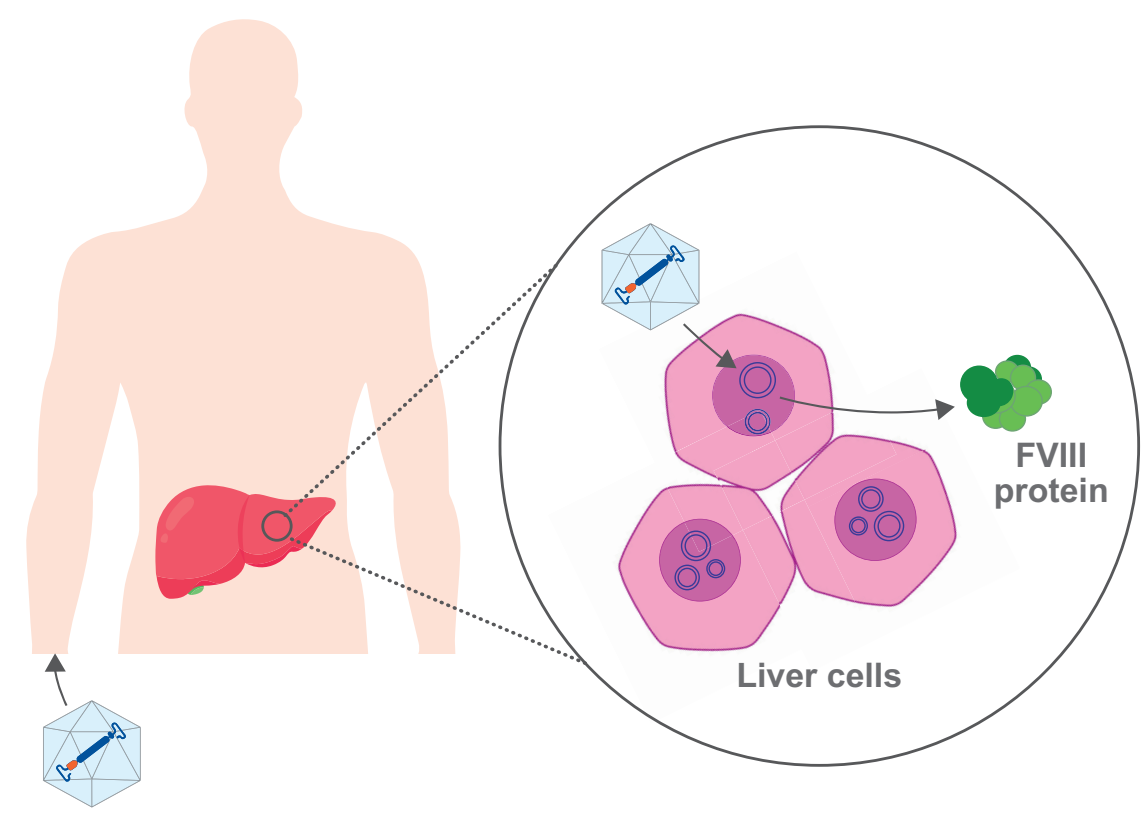
Sandra Santos¹, Tara M. Robinson², Simon Harris¹, David Trueman³

¹BioMarin UK Ltd., London, UK; ²BioMarin Pharmaceutical Inc., Novato, CA, USA; ³Source Health Economics, London, UK

Introduction

Valoctocogene roxaparvovec for severe hemophilia A

- Valoctocogene roxaparvovec (AAV5-hFVIII-SQ) is a liver-directed gene therapy that transfers a B-domain-deleted FVIII coding sequence to enable FVIII production in people with severe hemophilia A (FVIII ≤ 1 IU/dL)^{1,2}
- In the phase 3 GENER8-1 trial, participants who received 6×10^{13} vg/kg valoctocogene roxaparvovec had improved protection from bleeds compared with regular FVIII prophylaxis over 4 years¹⁻⁴
- Here, we estimated the long-term durability of valoctocogene roxaparvovec treatment effect by extrapolating the most recent trial data (GENER8-1 4–5-year and 270-201 7-year data)



Methods

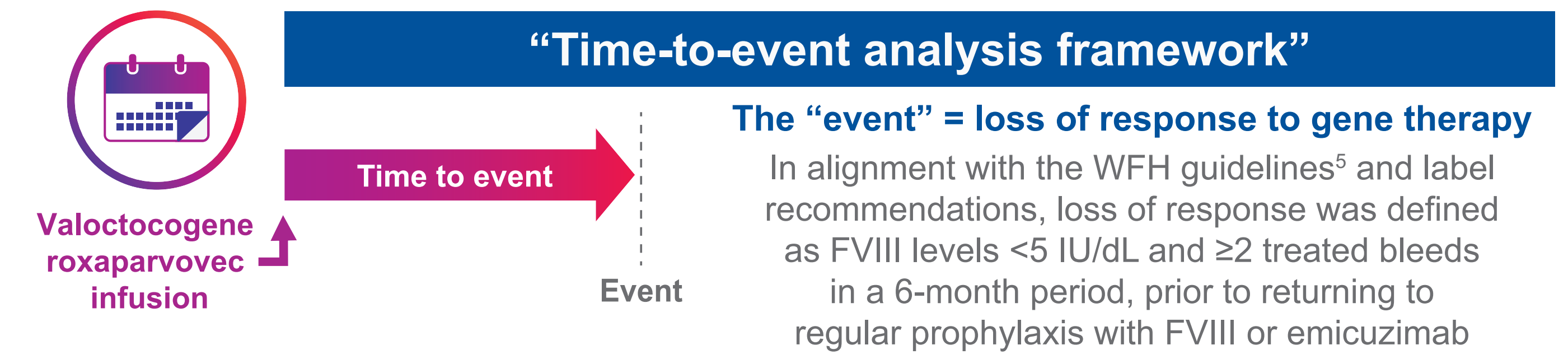
Study population

- All participants were adult (≥ 18 years) males with severe hemophilia A (with FVIII activity levels ≤ 1 IU/dL) who were previously receiving exogenous FVIII and had no history of FVIII inhibitors or anti-AAV5 antibodies

GENER8-1:	270-201:
<ul style="list-style-type: none">A phase 3 clinical trial testing the efficacy and safety of valoctocogene roxaparvovec134 participants received valoctocogene roxaparvovec (6×10^{13} vg/kg) 4–5 years ago	<ul style="list-style-type: none">A phase 1/2 clinical trial testing the safety, side effects, and best dose of valoctocogene roxaparvovec7 participants received valoctocogene roxaparvovec (6×10^{13} vg/kg) 7 years ago

Time to event analysis framework

- Using the 4–5-year data from GENER8-1 and the 7-year data from 270-201, the durability of treatment effect was estimated using a “time-to-event analysis framework” in which loss of response data observed from the clinical trials were extrapolated using different parametric survival distributions. This resulted in a range of estimates for the predicted durability of treatment effect



- The primary objective was to estimate the long-term durability of valoctocogene roxaparvovec, defined using a composition of an objectively measurable biomarker (FVIII levels), clinical endpoints (bleeds), and a utilization metric (return to continuous prophylaxis)

Statistical analysis

- A parametric regression approach was used to extrapolate outcomes beyond the follow-up duration
- Parametric survival models of time from baseline until the event were estimated to extrapolate beyond the available follow-up. Six alternative parametric distributions were estimated (exponential, Weibull, loglogistic, lognormal, Gompertz, and generalized gamma)

Results

Study participants

- Demographics for these participants have been reported previously^{1,6,7}
- Maximum follow-up was 233 weeks for GENER8-1 and 314 weeks for 270-201 study participants

Durability modeling

- Table 1 summarizes the loss of response composite endpoint data and the alternative scenarios considered

Table 1. Summary of scenarios and cohorts

Study/cohorts	Event	Criteria, n	N	Events, n
GENER8-1 4–5Y	FVIII <5 IU/dL and ≥2 treated bleeds in 6 months prior to RTP	3	134	12
	FVIII <5 IU/dL and RTP	2	134	18
	RTP and ≥2 treated bleeds in 6 months prior to RTP	2	134	12
	FVIII <5 IU/dL and ≥2 subsequent treated bleeds in 6 months	2	134	18
	Return to continuous prophylaxis	1	134	23
GENER8-1 4–5Y + 270-201 7Y (6x10 ¹³ vg/kg cohort)	FVIII <5 IU/dL and ≥2 treated bleeds in 6 months prior to RTP	3	141	12
	FVIII <5 IU/dL and RTP	2	141	19
	RTP and ≥2 treated bleeds in 6 months prior to RTP	2	141	12
	FVIII <5 IU/dL and ≥2 subsequent treated bleeds in 6 months	2	141	20
	Return to continuous prophylaxis	1	141	25

RTP, return to prophylaxis

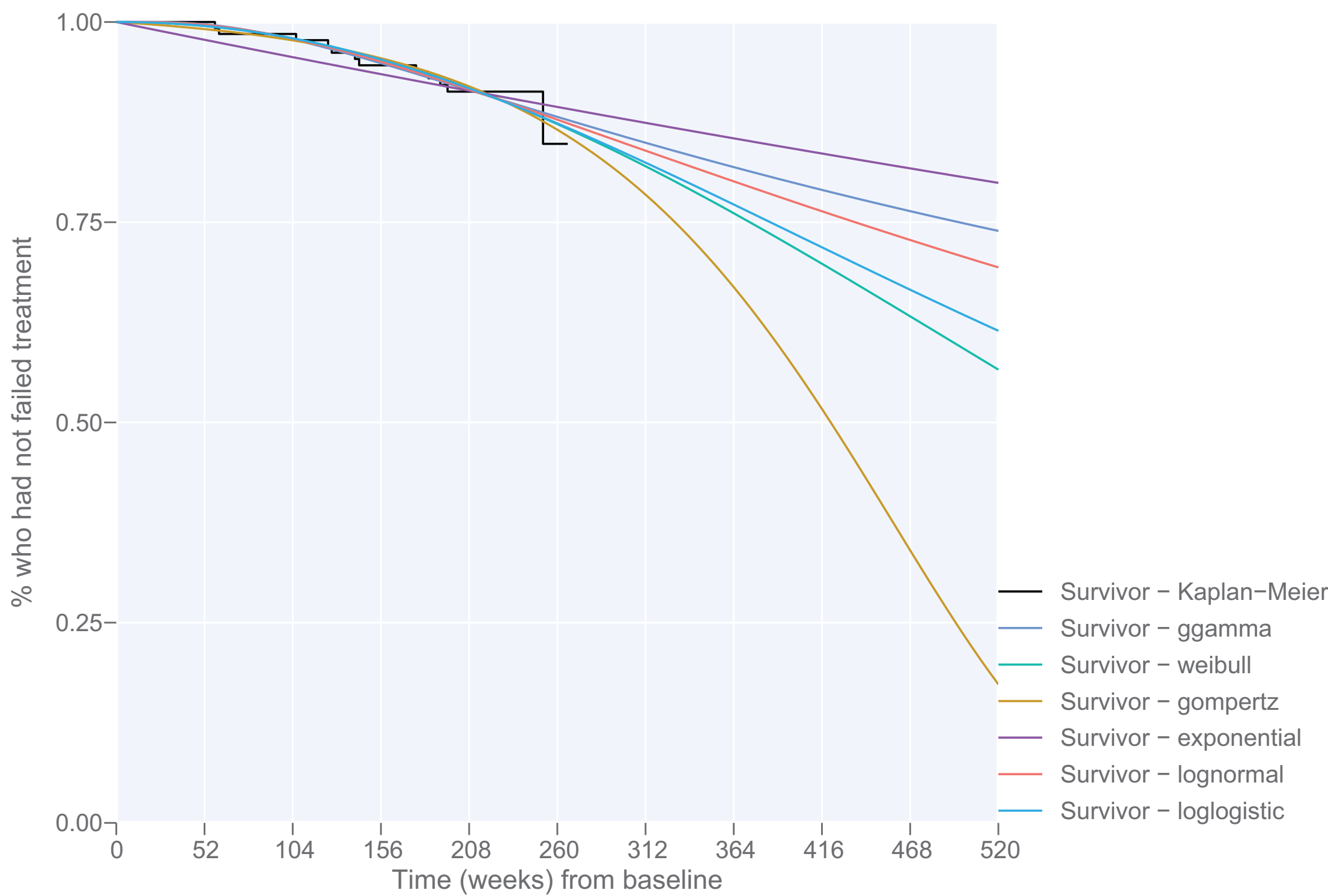
References

- Ozelo M, et al. *N Engl J Med.* 2022;386(11):1013–1025.
- Mahlangu J, et al. *N Engl J Med.* 2023;388:694–705.
- Madan B, et al. *J Thromb Haemost.* 2024;22(7):1880–1893.
- Leavitt AD, et al. *Res Pract Thromb Haemost.* 2024;8(8):102615.
- Srivastava A, et al. *Haemophilia.* 2020;26 Suppl 6:1–158.
- Rangarajan S, et al. *N Engl J Med.* 2017;377(26):2519–2530.
- Pasi KJ, et al. *N Engl J Med.* 2020;382:29–40.

Three-component composite definition of loss of response

- Within the GENER8-1 study, eight (6.0%) participants experienced loss of response based on the three-component composite definition
- Using the three-component composite definition, the predicted median durability was estimated to range from 11.0–17.0 years using the three models with the best fit (Table 2)

Extrapolations (three-component composite definition; GENER8-1)



Durability models: Full results

Table 2. Median durability in years for all scenarios

Study/cohorts	Criteria, n	Model scenario	Distribution	Median (95% CI)
GENER8-1 4–5Y	3	FVIII <5 IU/dL and ≥2 treated bleeds in 6 months prior to RTP	Weibull	11.0 (4.5, 17.4)
			Lognormal	17.0 (3.4, 30.6)
			Loglogistic	12.4 (4.3, 20.6)
	2	FVIII <5 IU/dL and RTP	Weibull	8.9 (5.4, 12.5)
			Lognormal	12.2 (5.6, 18.7)
			Loglogistic	9.9 (5.5, 14.3)
	2	RTP and ≥2 treated bleeds in 6 months prior to RTP	Weibull	11.0 (4.5, 17.5)
			Lognormal	17.0 (3.4, 30.7)
			Loglogistic	12.4 (4.3, 20.6)
	2	FVIII <5 IU/dL and ≥2 subsequent treated bleeds in 6 months	Weibull	16.2 (4.1, 28.3)
			Lognormal	31.8 (−0.9, 64.4)
			Loglogistic	19.8 (3.3, 36.3)
GENER8-1 4–5Y + 270-201 7Y (6x10 ¹³ vg/kg cohort)	3	FVIII <5 IU/dL and ≥2 treated bleeds in 6 months prior to RTP	Weibull	13.2 (4.6, 21.8)
			Lognormal	20.4 (2.6, 38.2)
			Loglogistic	15.0 (4.2, 25.8)
	2	FVIII <5 IU/dL and RTP	Weibull	9.6 (5.9, 13.2)
			Lognormal	12.9 (6.1, 19.6)
			Loglogistic	10.6 (6.0, 15.1)
	2	RTP and ≥2 treated bleeds in 6 months prior to RTP	Weibull	13.2 (4.6, 21.8)
			Lognormal	20.4 (2.5, 38.3)
			Loglogistic	15.0 (4.2, 25.8)
	2	FVIII <5 IU/dL and ≥2 subsequent treated bleeds in 6 months	Weibull	15.2 (5.2, 25.1)
			Lognormal	28.2 (2.4, 54.1)
			Loglogistic	18.2 (4.8, 31.7)
	1	Return to continuous prophylaxis	Weibull	7.8 (5.8, 9.8)
			Lognormal	9.6 (6.2, 13.1)
			Loglogistic	8.4 (5.9, 10.9)

RTP, return to prophylaxis

Limitations

- Only a small number of events were observed to date in the valoctocogene roxaparvovec clinical trial program; therefore, small changes in the timing of events may have influenced the extrapolated outcomes
- The addition of data from the 270-201 study as a scenario analysis is subject to potential issues of between-study heterogeneity
- The durability measures presented are projected estimates using parametric durability extrapolations based on initial outcomes, whose precision may improve when incorporating future outcomes as they become available

Conclusions

- Therapeutic benefit of valoctocogene roxaparvovec is expected to extend beyond follow-up in existing clinical trials, with the estimated median durability of treatment effect ranging from 11–17 years using phase 3 data only and the three-component composite definition of loss of response, and 7.5–31.8 years using other scenarios and cohorts
- When combined with appropriate characterization of uncertainty, these results may be of value in informing the long-term outcomes for patients treated with valoctocogene roxaparvovec

Acknowledgements

We thank all trial participants, investigators, and site staff in the GENER8-1 and 270-201 studies. Medical writing and project management support were provided by Gillian Clague, CMPP, of BioMarin Pharmaceutical Inc.

To view a copy of this poster, scan this QR code. Copies of this poster obtained through the QR code are for personal use only and may not be reproduced without permission from the authors.

